

Hausaufgabenblatt

Aufgaben für .....	Aufgaben für .....	Aufgaben für .....
Rhythmus R ..... Nr. ....	Rhythmus R ..... Nr. ....	Rhythmus R ..... Nr. ....
Melodie M ..... Nr. ....	Melodie M ..... Nr. ....	Melodie M ..... Nr. ....
Theorie T ..... Nr. ....	Theorie T ..... Nr. ....	Theorie T ..... Nr. ....
Zimbal Z ..... Nr. ....	Zimbal Z ..... Nr. ....	Zimbal Z ..... Nr. ....
Aufgaben für .....	Aufgaben für .....	Aufgaben für .....
Rhythmus R ..... Nr. ....	Rhythmus R ..... Nr. ....	Rhythmus R ..... Nr. ....
Melodie M ..... Nr. ....	Melodie M ..... Nr. ....	Melodie M ..... Nr. ....
Theorie T ..... Nr. ....	Theorie T ..... Nr. ....	Theorie T ..... Nr. ....
Zimbal Z ..... Nr. ....	Zimbal Z ..... Nr. ....	Zimbal Z ..... Nr. ....
Aufgaben für .....	Aufgaben für .....	Aufgaben für .....
Rhythmus R ..... Nr. ....	Rhythmus R ..... Nr. ....	Rhythmus R ..... Nr. ....
Melodie M ..... Nr. ....	Melodie M ..... Nr. ....	Melodie M ..... Nr. ....
Theorie T ..... Nr. ....	Theorie T ..... Nr. ....	Theorie T ..... Nr. ....
Zimbal Z ..... Nr. ....	Zimbal Z ..... Nr. ....	Zimbal Z ..... Nr. ....
Aufgaben für .....	Aufgaben für .....	Aufgaben für .....
Rhythmus R ..... Nr. ....	Rhythmus R ..... Nr. ....	Rhythmus R ..... Nr. ....
Melodie M ..... Nr. ....	Melodie M ..... Nr. ....	Melodie M ..... Nr. ....
Theorie T ..... Nr. ....	Theorie T ..... Nr. ....	Theorie T ..... Nr. ....
Zimbal Z ..... Nr. ....	Zimbal Z ..... Nr. ....	Zimbal Z ..... Nr. ....
Aufgaben für .....	Aufgaben für .....	Aufgaben für .....
Rhythmus R ..... Nr. ....	Rhythmus R ..... Nr. ....	Rhythmus R ..... Nr. ....
Melodie M ..... Nr. ....	Melodie M ..... Nr. ....	Melodie M ..... Nr. ....
Theorie T ..... Nr. ....	Theorie T ..... Nr. ....	Theorie T ..... Nr. ....
Zimbal Z ..... Nr. ....	Zimbal Z ..... Nr. ....	Zimbal Z ..... Nr. ....



Singschule an der Pauluskirche Hamm

# Grünes Materialheft

Dieses Heft gehört:

Name .....

Adresse .....

Ort .....

Stand: August 2013

Nur für den innerkirchlichen Gebrauch in der Singschule der Ev. Kirchengemeinde Hamm bestimmt!

**Inhaltsverzeichnis**

Inhaltsverzeichnis.....	2
Melodie Lektion M 1 .....	4
Melodie Lektion M 2 .....	5
Melodie Lektion M 3 .....	6
Melodie Lektion M 4 .....	7
Melodie Lektion M 5 .....	8
Melodie Lektion M 6 .....	9
Melodie Lektion M 7 .....	10
Melodie Lektion M 8 .....	11
Melodie Lektion M 9 .....	12
Melodie Lektion M 10.....	13
Melodie Lektion M 11.....	14
Melodie Lektion M 12.....	15
Melodie Lektion M 13.....	16
Melodie Lektion M 14.....	17
Melodie Lektion M 15.....	18
Melodie Lektion M 16.....	19
Melodie Lektion M 17.....	20
Melodie Lektion M 18.....	21
Melodie Lektion M 19.....	22
Melodie Lektion M 20.....	23
Melodie Lektion M 21.....	24
Melodie Lektion M 22.....	25
Melodie Lektion M 23.....	26
Melodie Lektion M 24.....	27
Melodie Lektion M 25.....	28
Melodie Lektion M 26.....	29
Melodie Lektion M 27.....	30
Melodie Lektion M 28.....	31
Melodie Lektion M 29.....	32
Melodie Lektion M 30.....	33
Melodie Lektion M 31.....	34
Melodie Lektion M 32.....	35
Melodie Lektion M 33.....	36
Melodie Lektion M 34.....	37
Melodie Lektion M 35.....	38
Melodie Lektion M 36.....	39
Melodie Lektion M 37.....	40
Melodie Lektion M 38.....	41
Melodie Lektion M 39.....	42
Melodie Lektion M 40.....	43
Melodie Lektion M 41.....	44
Melodie Lektion M 42.....	45
Melodie Lektion M 43.....	46
Melodie Lektion M 44.....	47
Melodie Lektion M 45.....	48
Melodie Lektion M 46.....	49
Melodie Lektion M 47.....	50
Melodie Lektion M 48.....	51

**Hausaufgabenblatt**

Aufgaben für .....	Aufgaben für .....	Aufgaben für .....
Rhythmus R ..... Nr. ....	Rhythmus R ..... Nr. ....	Rhythmus R ..... Nr. ....
Melodie M ..... Nr. ....	Melodie M ..... Nr. ....	Melodie M ..... Nr. ....
Theorie T ..... Nr. ....	Theorie T ..... Nr. ....	Theorie T ..... Nr. ....
Zimbal Z ..... Nr. ....	Zimbal Z ..... Nr. ....	Zimbal Z ..... Nr. ....
Aufgaben für .....	Aufgaben für .....	Aufgaben für .....
Rhythmus R ..... Nr. ....	Rhythmus R ..... Nr. ....	Rhythmus R ..... Nr. ....
Melodie M ..... Nr. ....	Melodie M ..... Nr. ....	Melodie M ..... Nr. ....
Theorie T ..... Nr. ....	Theorie T ..... Nr. ....	Theorie T ..... Nr. ....
Zimbal Z ..... Nr. ....	Zimbal Z ..... Nr. ....	Zimbal Z ..... Nr. ....
Aufgaben für .....	Aufgaben für .....	Aufgaben für .....
Rhythmus R ..... Nr. ....	Rhythmus R ..... Nr. ....	Rhythmus R ..... Nr. ....
Melodie M ..... Nr. ....	Melodie M ..... Nr. ....	Melodie M ..... Nr. ....
Theorie T ..... Nr. ....	Theorie T ..... Nr. ....	Theorie T ..... Nr. ....
Zimbal Z ..... Nr. ....	Zimbal Z ..... Nr. ....	Zimbal Z ..... Nr. ....
Aufgaben für .....	Aufgaben für .....	Aufgaben für .....
Rhythmus R ..... Nr. ....	Rhythmus R ..... Nr. ....	Rhythmus R ..... Nr. ....
Melodie M ..... Nr. ....	Melodie M ..... Nr. ....	Melodie M ..... Nr. ....
Theorie T ..... Nr. ....	Theorie T ..... Nr. ....	Theorie T ..... Nr. ....
Zimbal Z ..... Nr. ....	Zimbal Z ..... Nr. ....	Zimbal Z ..... Nr. ....

Hausaufgabenblatt

Aufgaben für .....	Aufgaben für .....	Aufgaben für .....
Rhythmus R ..... Nr. ....	Rhythmus R ..... Nr. ....	Rhythmus R ..... Nr. ....
Melodie M ..... Nr. ....	Melodie M ..... Nr. ....	Melodie M ..... Nr. ....
Theorie T ..... Nr. ....	Theorie T ..... Nr. ....	Theorie T ..... Nr. ....
Zimbal Z ..... Nr. ....	Zimbal Z ..... Nr. ....	Zimbal Z ..... Nr. ....
Aufgaben für .....	Aufgaben für .....	Aufgaben für .....
Rhythmus R ..... Nr. ....	Rhythmus R ..... Nr. ....	Rhythmus R ..... Nr. ....
Melodie M ..... Nr. ....	Melodie M ..... Nr. ....	Melodie M ..... Nr. ....
Theorie T ..... Nr. ....	Theorie T ..... Nr. ....	Theorie T ..... Nr. ....
Zimbal Z ..... Nr. ....	Zimbal Z ..... Nr. ....	Zimbal Z ..... Nr. ....
Aufgaben für .....	Aufgaben für .....	Aufgaben für .....
Rhythmus R ..... Nr. ....	Rhythmus R ..... Nr. ....	Rhythmus R ..... Nr. ....
Melodie M ..... Nr. ....	Melodie M ..... Nr. ....	Melodie M ..... Nr. ....
Theorie T ..... Nr. ....	Theorie T ..... Nr. ....	Theorie T ..... Nr. ....
Zimbal Z ..... Nr. ....	Zimbal Z ..... Nr. ....	Zimbal Z ..... Nr. ....
Aufgaben für .....	Aufgaben für .....	Aufgaben für .....
Rhythmus R ..... Nr. ....	Rhythmus R ..... Nr. ....	Rhythmus R ..... Nr. ....
Melodie M ..... Nr. ....	Melodie M ..... Nr. ....	Melodie M ..... Nr. ....
Theorie T ..... Nr. ....	Theorie T ..... Nr. ....	Theorie T ..... Nr. ....
Zimbal Z ..... Nr. ....	Zimbal Z ..... Nr. ....	Zimbal Z ..... Nr. ....
Aufgaben für .....	Aufgaben für .....	Aufgaben für .....
Rhythmus R ..... Nr. ....	Rhythmus R ..... Nr. ....	Rhythmus R ..... Nr. ....
Melodie M ..... Nr. ....	Melodie M ..... Nr. ....	Melodie M ..... Nr. ....
Theorie T ..... Nr. ....	Theorie T ..... Nr. ....	Theorie T ..... Nr. ....
Zimbal Z ..... Nr. ....	Zimbal Z ..... Nr. ....	Zimbal Z ..... Nr. ....

Melodie Lektion M 49.....	52
Melodie Lektion M 50.....	53
Melodie Lektion M 51.....	54
Melodie Lektion M 52.....	55
Melodie Lektion M 53.....	56
Hausaufgabenblatt.....	57

Melodie Lektion M 1

Hand signs for notes: Do, Re, Mi, Fa, So, La, Ti, Do'. Notes Mi and So are highlighted with red boxes.

Musical notation: Two staves with notes and rests. The first staff has a 2/4 time signature and notes for Do, Re, Mi, Fa, So, La, Ti, Do'. The second staff has notes for Do, Re, Mi, Fa, So, La, Ti, Do'.

Hausaufgabenblatt

Aufgaben für .....	Aufgaben für .....	Aufgaben für .....
Rhythmus R ..... Nr. ....	Rhythmus R ..... Nr. ....	Rhythmus R ..... Nr. ....
Melodie M ..... Nr. ....	Melodie M ..... Nr. ....	Melodie M ..... Nr. ....
Theorie T ..... Nr. ....	Theorie T ..... Nr. ....	Theorie T ..... Nr. ....
Zimbal Z ..... Nr. ....	Zimbal Z ..... Nr. ....	Zimbal Z ..... Nr. ....
Aufgaben für .....	Aufgaben für .....	Aufgaben für .....
Rhythmus R ..... Nr. ....	Rhythmus R ..... Nr. ....	Rhythmus R ..... Nr. ....
Melodie M ..... Nr. ....	Melodie M ..... Nr. ....	Melodie M ..... Nr. ....
Theorie T ..... Nr. ....	Theorie T ..... Nr. ....	Theorie T ..... Nr. ....
Zimbal Z ..... Nr. ....	Zimbal Z ..... Nr. ....	Zimbal Z ..... Nr. ....
Aufgaben für .....	Aufgaben für .....	Aufgaben für .....
Rhythmus R ..... Nr. ....	Rhythmus R ..... Nr. ....	Rhythmus R ..... Nr. ....
Melodie M ..... Nr. ....	Melodie M ..... Nr. ....	Melodie M ..... Nr. ....
Theorie T ..... Nr. ....	Theorie T ..... Nr. ....	Theorie T ..... Nr. ....
Zimbal Z ..... Nr. ....	Zimbal Z ..... Nr. ....	Zimbal Z ..... Nr. ....
Aufgaben für .....	Aufgaben für .....	Aufgaben für .....
Rhythmus R ..... Nr. ....	Rhythmus R ..... Nr. ....	Rhythmus R ..... Nr. ....
Melodie M ..... Nr. ....	Melodie M ..... Nr. ....	Melodie M ..... Nr. ....
Theorie T ..... Nr. ....	Theorie T ..... Nr. ....	Theorie T ..... Nr. ....
Zimbal Z ..... Nr. ....	Zimbal Z ..... Nr. ....	Zimbal Z ..... Nr. ....





Melodie Lektion M 53

Musical score for Melodie Lektion M 53, consisting of three systems of two staves each. The top staff uses a simplified notation with letters 'd', 's', and 'l' above notes. The bottom staff uses a simplified notation with letters 'm' and 'r' below notes. The time signature is 2/4.



Melodie Lektion M 2

Musical score for Melodie Lektion M 2, featuring a vocal line and a piano accompaniment. The vocal line includes hand signs for the notes Do', Ti, La, So, Fa, Mi, Re, Do'. The piano accompaniment is in 2/4 time. The score includes a key signature change to one flat (B-flat) in the second system.



Melodie Lektion M 3

Hand signs for notes: Do (fist), Re (pen), Mi (pen), Fa (thumb down), So (open hand), La (open hand), Ti (pointing up), Do' (fist).

Notes: Do, Re, Mi, Fa, So, La, Ti, Do'.

Two instances of the note La are highlighted with red boxes.

Musical notation for Melodie Lektion M 3, featuring hand signs as note heads.

First line: Do, Re, Mi, Fa, So, La, Ti, Do'.

Second line: Do, Re, Mi, Fa, So, La, Ti, Do'.



Melodie Lektion M 52

Musical notation for Melodie Lektion M 52, featuring a 2/4 time signature and notes with 'd' and 'm' labels.

First system: Treble clef, 2/4 time. Notes: d, d, d, d.

Second system: Bass clef, 2/4 time. Notes: s, m, s, m, s, l, s, l, s, m.

Third system: Treble clef, 2/4 time. Notes: d, d, d, d.

Fourth system: Bass clef, 2/4 time. Notes: s, l, s, m, s, l, s, m, s, l, d.

Melodie Lektion M 51



Musical score for Melodie Lektion M 51, 2/4 time signature. The score consists of three systems, each with a vocal line and a piano accompaniment line. The vocal line features a melody with notes marked with letters 'd', 's', and 'm'. The piano accompaniment consists of a simple harmonic accompaniment.

Melodie Lektion M 4



Hand sign chart for Melodie Lektion M 4. The chart shows hand signs for the notes Do', Ti, La, So, Fa, Mi, Re, and Do. Each note is accompanied by a specific hand gesture. Below the chart, there are musical examples showing how these hand signs are used in a melody, with notes marked with the corresponding letters.

Melodie Lektion M 5



Hand signs for notes: Do (fist), Re (knife), Mi (hand with index up), Fa (hand with index down), So (hand with index up), La (hand with index down), Ti (pointing up), Do' (fist).

Musical notation for Melodie Lektion M 5. It consists of two systems of staves. The first system has a treble clef and a 2/4 time signature. The melody is written on a single staff with notes corresponding to the hand signs above. The second system is similar but includes a bass clef and a 2/4 time signature for the accompaniment.



Melodie Lektion M 50

Musical notation for Melodie Lektion M 50. It consists of two systems of staves. The first system has a treble clef and a 2/4 time signature. The melody is written on a single staff with notes corresponding to the hand signs above. The second system is similar but includes a bass clef and a 2/4 time signature for the accompaniment.



Melodie Lektion M 49




Melodie Lektion M 6



Melodie Lektion M 7

Musical notation for Melodie Lektion M 7. The page features two rows of hand signs for the notes Do, Re, Mi, Fa, So, La, Ti, and Do'. The first row shows Do (fist), Re (finger), Mi (hand), Fa (hand), So (hand), La (hand), Ti (finger), and Do' (fist). The second row shows Do' (fist), Ti (finger), La (hand), So (hand), Fa (hand), Mi (hand), Re (finger), and Do (fist). Below the hand signs are two musical staves. The first staff is in 2/4 time and contains two measures of music with notes and hand signs. The second staff is also in 2/4 time and contains two measures of music with notes and hand signs. An illustration of a blue water bottle is in the top right corner.



Melodie Lektion M 48

Musical notation for Melodie Lektion M 48. The piece is in 2/4 time and consists of three systems of two staves each. The first system shows the beginning of the melody with notes and rests. The second system continues the melody with notes and rests. The third system concludes the melody with notes and rests. Some notes in the third system are circled in red.

Melodie Lektion M 47



Musical score for Melodie Lektion M 47, consisting of three systems of staves. The first system has a treble clef and a 2/4 time signature. The second system has a bass clef and a 2/4 time signature. The third system has a soprano clef and a 2/4 time signature. The score includes various musical notations such as notes, rests, and dynamics. Some notes are circled in red.

Melodie Lektion M 8



Musical score for Melodie Lektion M 8, featuring a treble clef and a 3/4 time signature. The score includes various musical notations such as notes, rests, and dynamics. Hand signs are used to represent the notes: Do (fist), Re (pen), Mi (knife), Fa (thumb), So (open hand), La (open hand), Ti (pointing finger), and Do' (fist). The score is divided into three systems, each with a hand sign icon on the left.



Melodie Lektion M 9



Hand signs for solfège syllables:

- Do': hand with index finger pointing up
- Ti: hand with index finger pointing up, thumb pointing left
- La: hand with index finger pointing up, thumb pointing left, palm facing left
- So: hand with index finger pointing up, thumb pointing left, palm facing left
- Fa: hand with index finger pointing up, thumb pointing left, palm facing left
- Mi: hand with index finger pointing up, thumb pointing left, palm facing left
- Re: hand with index finger pointing up, thumb pointing left, palm facing left
- Do: hand with index finger pointing up, thumb pointing left, palm facing left
- Do': hand with index finger pointing up, thumb pointing left, palm facing left
- Re: hand with index finger pointing up, thumb pointing left, palm facing left
- Mi: hand with index finger pointing up, thumb pointing left, palm facing left
- Fa: hand with index finger pointing up, thumb pointing left, palm facing left
- So: hand with index finger pointing up, thumb pointing left, palm facing left
- La: hand with index finger pointing up, thumb pointing left, palm facing left
- Ti: hand with index finger pointing up, thumb pointing left, palm facing left
- Do': hand with index finger pointing up, thumb pointing left, palm facing left

Musical notation for Melodie Lektion M 9:

Two systems of musical notation. The first system shows a melody line with notes and hand signs. The second system shows a similar melody line with notes and hand signs. There are also some rests and bar lines.

Melodie Lektion M 46



Musical notation for Melodie Lektion M 46:

Three systems of musical notation. Each system consists of two staves. The top staff has a 3/4 time signature and contains notes with solfège syllables (d, r, m, s). The bottom staff contains notes with solfège syllables (d, r, m, s). There are also some rests and bar lines.

Melodie Lektion M 45



2/4

Melodie Lektion M 10



Melodie Lektion M 11




Hand signs for notes: Do' (pointing up), Ti (pointing up), La (hand flat), So (open hand), Fa (thumbs down), Mi (hand flat), Re (hand flat), Do' (pointing up).

Hand signs for notes: Do (pointing up), Re (hand flat), Mi (hand flat), Fa (thumbs down), So (open hand), La (hand flat), Ti (pointing up), Do' (pointing up).

Musical notation for Lesson M 11, first system. It features a treble clef with a '2' below it, indicating a two-measure rest. The melody consists of quarter notes: Do, Ti, La, So, Fa, Mi, Re, Do.

Musical notation for Lesson M 11, second system. It continues the melody with quarter notes: Do, Re, Mi, Fa, So, La, Ti, Do.



Melodie Lektion M 44

Musical notation for Lesson M 44, first system. It features a 2/4 time signature. The melody consists of quarter notes: d, r, m, m, r, d, d, r, m, m.


Musical notation for Lesson M 44, second system. The melody continues with quarter notes: m, r, d, s, m, s, l, s, l, s.

Musical notation for Lesson M 44, third system. The melody concludes with quarter notes: l, s, m, r, d, followed by a double bar line and repeat dots.



Melodie Lektion M 43

Musical score for Melodie Lektion M 43. The score consists of two systems of staves. The first system has two staves, both in 2/4 time. The top staff contains notes with stems pointing down, and the bottom staff contains notes with stems pointing up. The second system also has two staves. The top staff contains notes with stems pointing up, and the bottom staff contains notes with stems pointing down. The notes are marked with 'm' (middle) and 's' (soprano). The final note in the bottom staff of the second system is circled in red.



Melodie Lektion M 12

Musical score for Melodie Lektion M 12. The score is presented on a large sheet of paper with a dotted background. It includes hand signs for the notes Do, Re, Mi, Fa, So, La, and Ti. The notes are represented by circles containing hand gestures. The score is divided into two main sections. The first section is a single line of music with notes and rests. The second section is a two-staff system, with the top staff containing notes and rests, and the bottom staff containing notes and rests. The notes in the second section are marked with 'm' (middle) and 's' (soprano). The final note in the bottom staff of the second section is circled in red.



Melodie Lektion M 13

Hand signs for solfège syllables:

- Do': hand with index finger pointing up
- Ti: hand with index finger pointing up, palm facing left
- La: hand with index finger pointing up, palm facing left, fingers slightly curved
- So: hand with index finger pointing up, palm facing left, fingers slightly curved, different angle
- Fa: hand with index finger pointing down
- Mi: hand with index finger pointing down, palm facing left
- Re: hand with index finger pointing down, palm facing left, fingers slightly curved
- Do': hand with index finger pointing up

Musical notation for Melodie Lektion M 13:

Two systems of musical notation. The first system has two staves: the top staff contains a melody with notes and hand signs, and the bottom staff contains a bass line with notes. The second system is similar but includes a repeat sign at the end.



Melodie Lektion M 42

Musical notation for Melodie Lektion M 42:

Three systems of musical notation in 2/4 time. Each system consists of two staves. The top staff shows a melody with notes and syllables (s, m, d). The bottom staff shows a bass line with notes. Red circles highlight specific notes in the bass line across all three systems.





Melodie Lektion M 41



Melodie Lektion M 14

Melodie Lektion M 15


Hand signs for solfège syllables: Do (hand flat), Re (hand flat), Mi (hand flat), Fa (hand flat), So (hand flat), La (hand flat), Ti (hand flat), Do' (hand flat).

Musical notation for Melodie Lektion M 15, featuring a piano accompaniment and a vocal line. The piano part consists of two staves with a 2/4 time signature. The vocal line is a single staff with notes and hand signs corresponding to the syllables Do, Re, Mi, Fa, So, La, Ti, Do'.

Melodie Lektion M 40

Musical notation for Melodie Lektion M 40, featuring a piano accompaniment and a vocal line. The piano part consists of two staves with a 2/4 time signature. The vocal line is a single staff with notes and solfège syllables (s, l, s, m). A red correction mark is present on the final note of the vocal line.





Melodie Lektion M 39


Musical score for Melodie Lektion M 39, featuring two staves in 2/4 time. The melody consists of quarter and eighth notes with 'm' and 's' markings. A red circle highlights a note in the second system, and another red circle highlights a note in the third system.



Melodie Lektion M 16

Musical score for Melodie Lektion M 16, featuring two staves in 2/4 time. The melody consists of quarter and eighth notes with 'm' and 's' markings. Hand icons are placed above notes to indicate fingerings. A legend at the top shows hand icons for Do, Re, Mi, Fa, So, La, Ti, and Do'.

Melodie Lektion M 17



Musical notation for Melodie Lektion M 17, including a 3/4 time signature and various note values with solfège letters.

Melodie Lektion M 38



Musical notation for Melodie Lektion M 38, consisting of three systems of 3/4 time signatures and notes with solfège letters.



Melodie Lektion M 37



Melodie Lektion M 18

Melodie Lektion M 19




Hand signs for notes: Do' (upward hand), Ti (upward index), La (hand with fingers spread), So (hand with fingers spread), Fa (downward hand), Mi (hand with index pointing), Re (hand with index pointing), Do (upward hand).

Musical notation for Melodie Lektion M 19, featuring a treble clef, a 2/4 time signature, and notes with corresponding hand signs.




Melodie Lektion M 36

Musical notation for Melodie Lektion M 36, featuring a treble clef, a 2/4 time signature, and notes with 's' and 'm' markings.



Melodie Lektion M 35



Melodie Lektion M 20





Melodie Lektion M 21

Hand signs for notes: Do (pointing up), Re (pointing right), Mi (pointing left), Fa (pointing down), So (open hand), La (hand with index finger up), Ti (hand with index finger up), Do' (hand with index finger up).

Musical notation for Melodie Lektion M 21. It consists of two systems of notes on a staff. The first system starts with a treble clef and a 2/4 time signature. The notes are: Do (hand sign), Re (hand sign), Mi (hand sign), So (hand sign), La (hand sign), Ti (hand sign), Do' (hand sign). The second system continues with: Do (hand sign), Re (hand sign), Mi (hand sign), So (hand sign), La (hand sign), Ti (hand sign), Do' (hand sign).



Melodie Lektion M 34

Musical notation for Melodie Lektion M 34. It consists of three systems of notes on a staff. The first system starts with a treble clef and a 2/4 time signature. The notes are: Do (hand sign), Re (hand sign), Mi (hand sign), So (hand sign), La (hand sign), Ti (hand sign), Do' (hand sign). The second system continues with: Do (hand sign), Re (hand sign), Mi (hand sign), So (hand sign), La (hand sign), Ti (hand sign), Do' (hand sign). The third system continues with: Do (hand sign), Re (hand sign), Mi (hand sign), So (hand sign), La (hand sign), Ti (hand sign), Do' (hand sign).

Melodie Lektion M 33



Musical score for Melodie Lektion M 33, consisting of four systems of two staves each. The time signature is 2/4. The melody is written on the upper staff of each system, and the accompaniment is on the lower staff. The notes are: System 1: G4, A4, B4, A4, G4; System 2: F4, E4, D4, C4, B3; System 3: A3, G3, F3, E3, D3; System 4: C3, B2, A2, G2, F2.



Melodie Lektion M 22

Hand signs for the notes of the scale: Do' (right hand, index finger up), Ti (right hand, index finger down), La (left hand, index finger down), So (right hand, index finger up), Fa (right hand, index finger down), Mi (right hand, index finger down), Re (right hand, index finger down), Do (right hand, index finger up).


Hand signs for the notes of the scale, arranged in four rows. The first row shows the notes Do, Ti, La, So, Fa, Mi, Re, Do with their corresponding hand signs. The second row shows the notes Do, Ti, La, So, Fa, Mi, Re, Do with their corresponding hand signs. The third row shows the notes Do, Ti, La, So, Fa, Mi, Re, Do with their corresponding hand signs. The fourth row shows the notes Do, Ti, La, So, Fa, Mi, Re, Do with their corresponding hand signs.







Melodie Lektion M 23

Hand signs for notes: Do (closed fist), Re (open hand), Mi (open hand with index finger), Fa (open hand with index and middle fingers), So (open hand with index, middle, and ring fingers), La (open hand with index, middle, ring, and pinky fingers), Ti (index finger pointing up), Do' (closed fist with index finger pointing up).

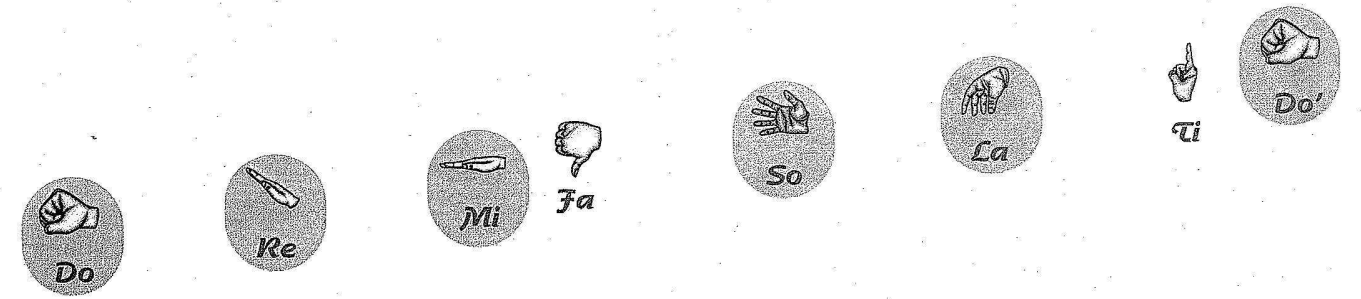


Melodie Lektion M 32

Melodie Lektion M 31

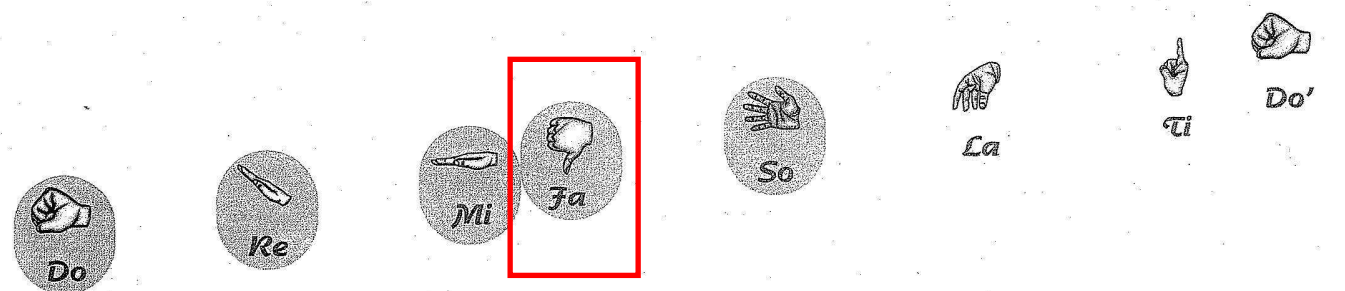


Melodie Lektion M 24






Melodie Lektion M 25



Musical notation for Melodie Lektion M 25, including a treble clef with a '2' and various note patterns.

Melodie Lektion M 30



Musical notation for Melodie Lektion M 30, including a treble clef with a '2' and various note patterns.



Melodie Lektion M 29

Melodie Lektion M 26

Melodie Lektion M 27

Hand signs for notes: Do (fist), Re (knife), Mi (pencil), Fa (hand), So (open hand), La (hand with index up), Ti (hand with index up), Do' (fist).

Illustration of a boat on water.

Musical notation for the first line of Melodie Lektion M 27, featuring a 4/4 time signature and notes corresponding to the hand signs above.

Musical notation for the second line of Melodie Lektion M 27, continuing the melody with notes corresponding to the hand signs above.

Melodie Lektion M 28

Hand signs for notes: Do (fist), Re (knife), Mi (pencil), Fa (hand), So (open hand), La (hand with index up), Ti (hand with index up), Do' (fist).

Illustration of a rhinoceros.

Musical notation for the first line of Melodie Lektion M 28, featuring a 4/4 time signature and notes corresponding to the hand signs above.

Musical notation for the second line of Melodie Lektion M 28, continuing the melody with notes corresponding to the hand signs above.